

The Window's Edge[®]

ORDER FORM

FAX TO: (214) 741-4580

Highlite, Inc.

4320 Action Dr., Mesquite, TX 75150

(214) 741-4116 www.TheArchGuys.com 800-830-5627

ORDER# (Leave Blank)

DATE

SIDEMARK

COMPANY NAME

YOUR P.O.

ACCT:

CONTACT PERSON

PHONE

Fax or Email
REQUIRED for Confirmation

Check here for Order Confirmation

2011

V-F

NOTES:

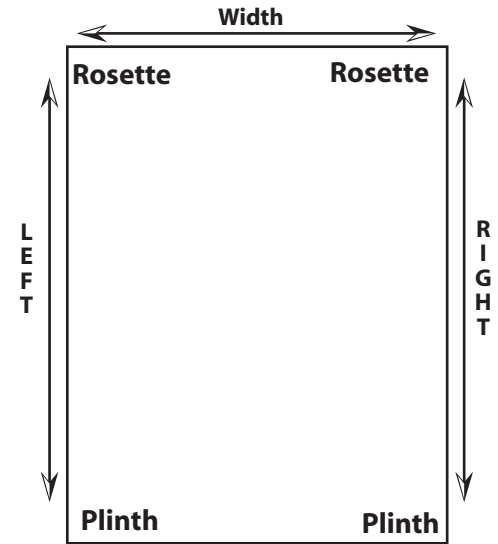
SHIP TO

ADDRESS:

(If different than
Billing Address)

For Window Sizes Up To 7' x 7' *Oversize, call for Quote*

	Qty.	Width	Length	HighLite Use Only	Color	Plinth	Side Style	Rosette	Optional Bottom Trim if NO Sill	Optional Curved Top
1						1 2	1 2	A B C D	Yes	Yes
2						1 2	1 2	A B C D	Yes	Yes
3						1 2	1 2	A B C D	Yes	Yes
4						1 2	1 2	A B C D	Yes	Yes
5						1 2	1 2	A B C D	Yes	Yes
6						1 2	1 2	A B C D	Yes	Yes
7						1 2	1 2	A B C D	Yes	Yes
8						1 2	1 2	A B C D	Yes	Yes
9						1 2	1 2	A B C D	Yes	Yes
10						1 2	1 2	A B C D	Yes	Yes




Important!

Most windows already have sills. The plinth block MUST rest on a window sill or a bottom rail.

If no window sill exists, a 4-sided frame is required (no additional cost applies). Note: Length dimensions become critical to the quarter inch. When no sill option is chosen, four rosettes will be supplied in the same shape and style (no plinth required).

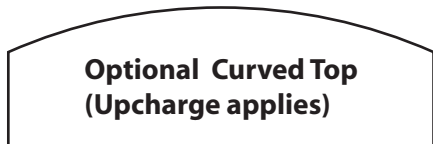
Side Style 1 (Fluted)



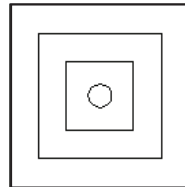
Side Style 2 (Flush)



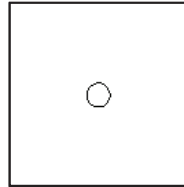
**Optional Curved Top
(Upcharge applies)**



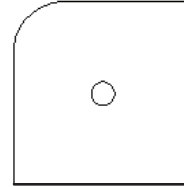
Rosette A



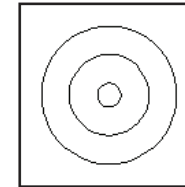
Rosette B



Rosette C



Rosette D



Plinth 1



Plinth 2

